

New addition to our G series, Mikropor GO series compressed air filters are designed for easy element replacement for "zero clearance" ability.

### Features

The air filters have four efficiency ratings, removing contaminants as small as 0.01 micron at up to 290 psi (20 bar) - 1/4" to 3" NPT/BSP pipe sizes. A protected auto float drain (2 mm orifice) is standard for optimal and reliable removal of liquid contaminants.

These air filters have zero-porosity aluminium and durable epoxy powder-coat finish, along with a corrosion resistant internal coating for a long service life.

Filter combinations are configured to meet specific application requirements. Filters comply with PED and perform as per related ISO 8573 standards.

These filters may be equipped with differential pressure gauges for easy maintenance and energy efficiency. Mikropor compressed air filters are always recommended with this system.

### Element Features

Mikropor offers Superior protection - from 1 micron to 0.01 micron. Durable element construction and efficient drain layer ensures continued performance with optimal element change intervals. Elements are also easy to replace with the head clips.

### Mikropor Elements Have Been Designed for Easy Handling

- 1- Deep pleating also enables a lower pressure drop.
- 2- Supreme collapse resistance due to usage of fluted stainless tube, providing strength against pressure drops while improving the performance by passing air diagonally through the element.
- 3- PVC impregnated foam favors water/oil drainage.



**Head Clamping**

Head Clamping provides serial connection of filters without any extra piping

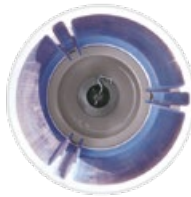

**Drainage Ribs**

Drainage Ribs favors the humidity flow

**Correction Factor**

For maximum flow rate, multiply model flow rate show in the above table by the correction factor corresponding to the working pressure.

Operating Pressure (bar)	PSI	Correction Factor
1	15	0.5
3	44	0.71
5	73	0.87
7	100	1
9	131	1.12
11	160	1.22
13	189	1.32
15	218	1.44
16	232	1.50
18	261	1.57
20	290	1.63



**Zero Clearance**

A major innovation for servicing the zero clearance design gives a quicker, easier, simpler filter change, with no need for any specialist tools.

**Anodising**

Anodising provides supreme corrosion resistance. Anodised surface treatment is proven to be better than other surface treatment methods such as Alocrome coating. Contact Mikropor to get Comparison Test results between competitor filters with Alocrome coating and Mikropor Filters with Anodising treatment.



With Anodising

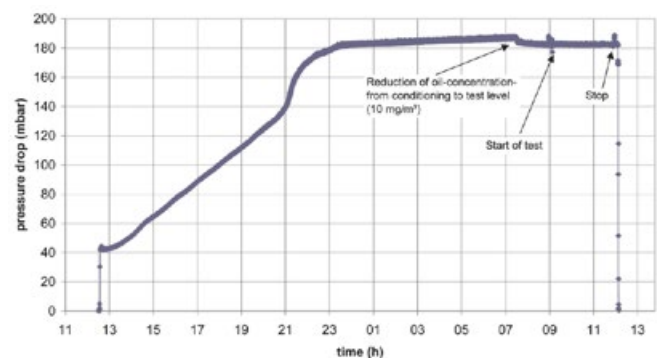


Without Anodising

**Independent Test Report as Per ISO 12500-1**

Filter element:		M50Y	
Element		002	
Standard parameters and measuring results			
Measuring parameters	unit	standard	Test
Calendar date of test			
			28./29.09.10
Inlet temperature	°C	20 ± 5	18,5 ± 0,5
Inlet pressure	bar (e)	7	7
Ambient temperature	°C	20 ± 5	17,5 ± 0,5
Inlet dew point	°C	< 10 °C	0 - 4
<b>Main flow through the test filter</b>			
Partial flow	m³/h		50
Time of conditioning	h		5,1
Measuring time	h		20,38
Inlet oil concentration at conditioning	mg/m³		2,75
Inlet oil concentration at test	mg/m³	10 ± 10%	23 ± 1
<b>Residual oil concentration</b>	<b>mg/m³</b>		<b>0,01</b>
<b>Pressure drop filter element</b>	<b>mbar</b>		<b>183</b>
Remarks			mouth of probe oil-free
Test carried out by			
Signature			

**Mikropor M50Y-2 at 50 m³/h ANR - 7 bar(e)  
28.-29.09.10**



**Technical Specifications**

Model	Connection Size			Flow Rate		Max. Working Pressure (bar)	Element Model	Housing Dimensions (mm)			
				(m <sup>3</sup> /h)	(cfm)			A	B	C	D
GO20	-	1/4"	-	20	12	20	MO20	75	45	193	175
GO25	-	3/8"	-	40	24	20	MO40	75	45	193	175
GO40	1/4"	3/8"	1/2"	25	15	20	MO25	102	45	214.5	192.5
GO50	1/4"	3/8"	1/2"	50	30	20	MO50	102	45	214.5	192.5
GO100	3/8"	1/2"	-	100	58	20	MO100	102	45	252.5	230.5
GO150	1/2"	3/4"	1"	150	88	20	MO150	123	45	297.5	270.5
GO200	3/4"	1"	-	200	117	20	MO200	123	45	361.5	334.5
GO250	3/4"	1"	-	250	147	20	MO250	123	45	401.5	374.5
GO300	1"	1 1/4"	1 1/2"	300	176	20	MO300	123	45	458	422.5
GO500	1 1/4"	1 1/2"	-	500	294	20	MO500	123	45	488	452.5
GO600	1 1/4"	1 1/2"	-	600	353	20	MO600	123	45	533	497.5
GO851	1 1/4"	1 1/2"	2"	851	500	20	MO851	160	45	622.5	581
GO1210	2"	-	-	1210	712	20	MO1210	160	45	692.5	651
GO1520	2"	2 1/2"	3"	1520	930	20	MO1520	194	45	725.5	669
GO1820	2 1/2"	3"	-	1820	1140	20	MO1820	194	45	865	808
GO2220	3"	-	-	2220	1380	20	MO2220	194	45	919.5	863
GO2700	3"	-	-	2700	1541	20	MO2700	194	45	1063.5	1007

Specifications	Pre Filtering	General Purpose	Oil Removal	Activated Carbon
Grade	<b>P</b>	<b>X</b>	<b>Y</b>	<b>A</b>
Particle Removal (Micron)	5	1	0.01	0.01
Max. Oil Carryover at 21°C (mg/m <sup>3</sup> )	5	0.5	0.01	0.003
Max. Working Temperature (°C)	80	80	80	25
Initial Pressure Loss (mbar)	40	80	100	80
Pressure Loss for Element Change (mbar)	700	700	700	700
Element Color Mode	White	White	White	Metal SS

Indicator Type
Differential Pressure Gauge
Drain Type
Electro-Adjustable
External Float Type
Zero-Loss Drain
Manual

**Notes**

- Grade A must not operate in oil saturated conditions.
- Grade A elements should be replaced periodically to suit the applications but must be changed at least every six months.
- Grade A will not remove certain gases including carbon monoxide and carbon dioxide. Please refer to works if in doubt.
- Flow rates are based on a 7 bar operating pressure, for flows at other pressures use correction factor given above.
- All filters are suitable for use with mineral and synthetic oils.
- Gauge type pressure indicators are fitted to models GO25 to GO2700 as standard.
- All filters are in conformity with the Pressure Equipment Directive (97/23/EC).

**Ordering**

The complete filter model number contains the size and grade, example - 1" general purpose filter model GO250MX with replacement filter element model MO250X. 250 Represent 250 m<sup>3</sup>/h capacity and X represents the general purpose element.

